

Panasonic 42" Plasma
TH-42PF20E



General Specification

Screen size	42"
Model Reference	TH-42PF20E
Aspect Ratio	16 : 9
Contrast Ratio	2,000,000 : 1
Brightness	1400cd/m ²
Resolution	1024 x 768
Active Viewing Area	921 x 518

Usage

Power Supply	220 - 240 V AC, 50Hz/60Hz
Power Consumption	275W

Physical Specification

Width	1020mm
Height	610mm
Depth	89mm
Weight	25kg

Input and Controls

Standard Inputs	BNC/S-Video/Composite, Component, DVI, VGA, PC, DVI-D, HDMI, Ethernet
Optional Inputs	NA

Operation

Temperature	0 - 40°C
Humidity	20 - 80%

Standard Rental Package

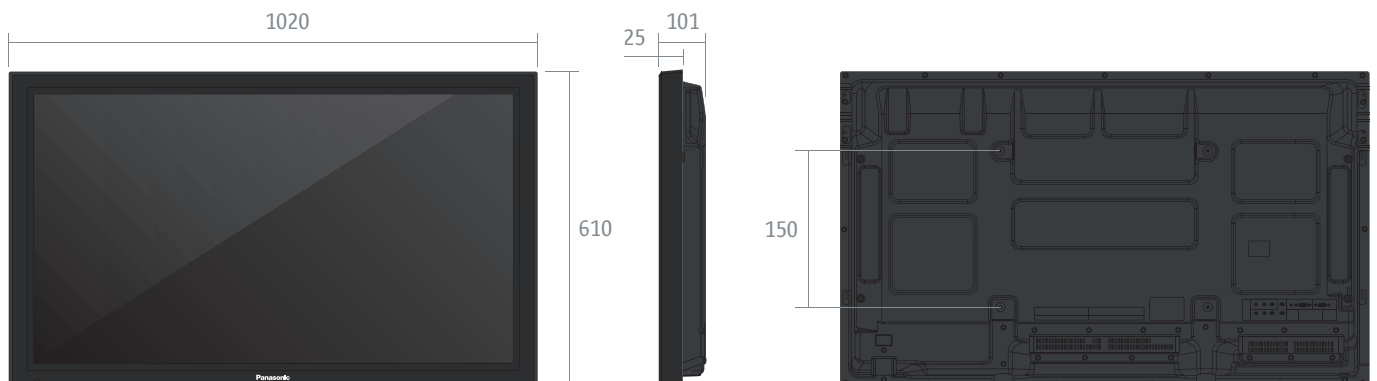
Cables	IEC / HDMI / DVI-D / BNC / VGA ✓
Remote	Included ✓
Flightcase	1330 x 840 x 440mm ✓

Optional

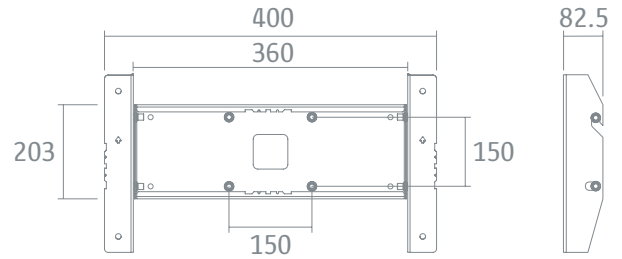
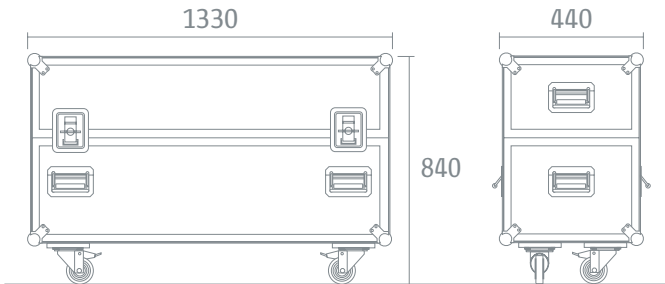
Audio	Speakers
-------	----------

PSCo offers the full range of 42" Panasonic plasma screens, rated as a the leading brand in this visual technology. With an exceptionally high quality of image and the ideal aspect ratio, the Panasonic plasma screens are the ideal choice for hire when a smaller screen is required.

Every version of the Panasonic plasmas can be used in a variety of applications, wiith triple function slots and interchangeable terminal boards, you have the flexibility to configure a system that's ideally suited to the content that needs to be displayed.



Panasonic 42" Plasma
TH-42PF20E

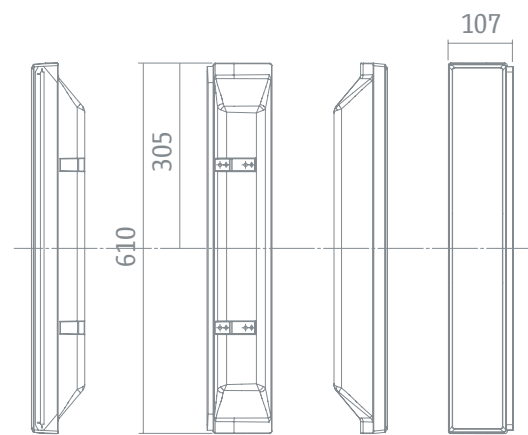
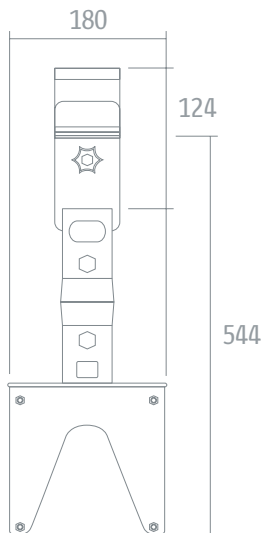


Flightcase

Width	1330mm
Height	840mm
Depth	440mm
Total Weight (Screen + Flightcase)	102kg

Wall Bracket

Width	360mm
Height	203mm
Depth	82.5mm
Weight	2kg



Hanging Basket

Width	180mm
Height	Vaible
Depth	99mm
Weight	4kg

Speakers

Width	107mm
Height	610mm
Depth	88mm
Weight	2kg

NB.Figures quoted for short pole, longer poles available on request